



Hunt and Tell

Your mummy or papa will give you clues about some things you use in the house. Listen to them carefully, think and find what they are and show the things to them.

Thing 1: I have teeth but I cannot chew or bite. You use me to keep yourself tidy. What am I?

Thing 2: I have legs, not two but four. Still I cannot walk. You sit on me. What am I?

Thing 3: I have a mouth but I cannot talk. You store water in me and keep me in the fridge. What am I?


Thing 4: I have slip in my name. You wear me to keep your feet clean. What am I?

CLUES



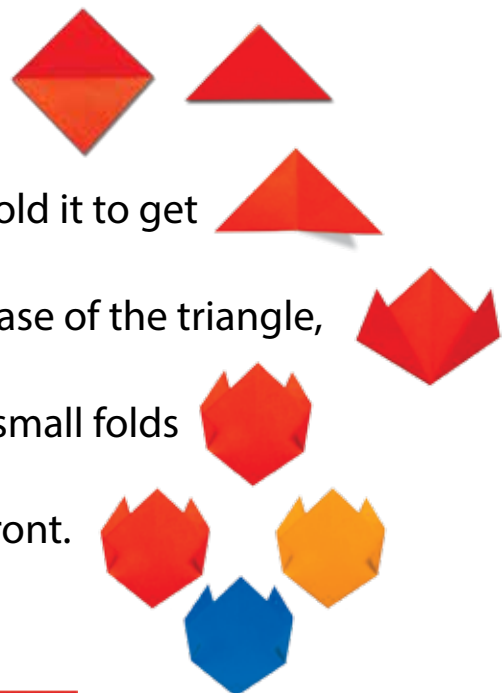
My Tulip Garden

Make beautiful tulip heads with the help of an adult. Use colours of your choice. Draw grass, stem and leaves on a sheet of paper. Paste your tulip heads on the stems to complete your tulip garden.



Steps to make tulip heads:

1. Take a square shaped craft paper. Fold it diagonally to get a triangle.
2. Fold the triangle by half horizontally. Unfold it to get a center fold line.
3. From the center point of the fold at the base of the triangle, fold upwards on either side.
4. Now turn the tulip on its back and make small folds on the edges.
5. Turn the tulip back up again to face the front. Your tulip head is ready.






Fruit Chaat

Make this delicious fruit chaat with an adult. They can also help you to decide how much quantity to make.

Take These: fruits of your choice, powdered sugar, chaat masala, salt, lemon juice, roasted cumin seeds powder (optional)

Make Now:

- Peel and chop the fruits into small pieces.
- Add chaat masala, salt, sugar, lemon juice and roasted cumin seeds powder to the fruits and mix well.



Your yummy and healthy fruit chaat is ready to eat.